


TRACK

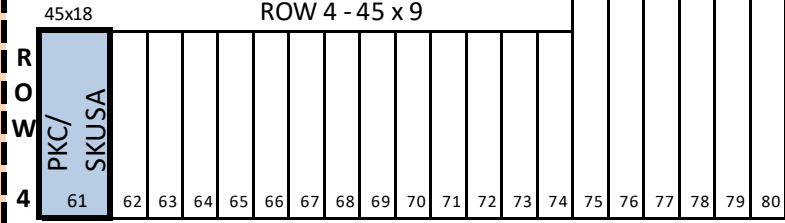
GRID

TRACK

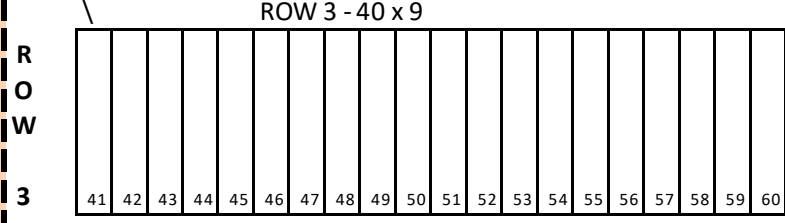
RV OR LONG TRAILER PARKING-no hookups



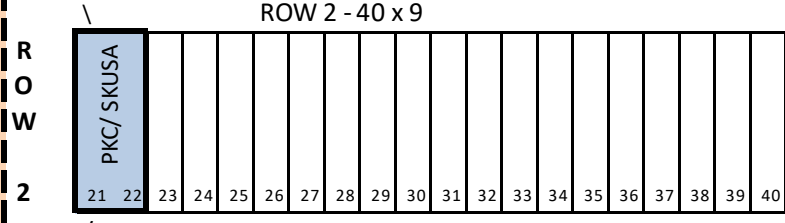
100x12



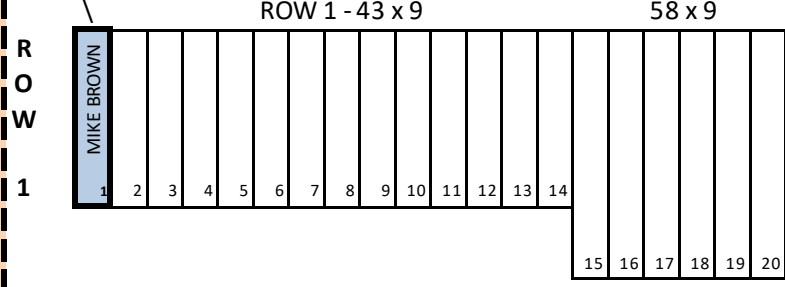
39 ft in b/w



/ 7 ft in b/w no pull through from this lane -- rear of trailers face this lane



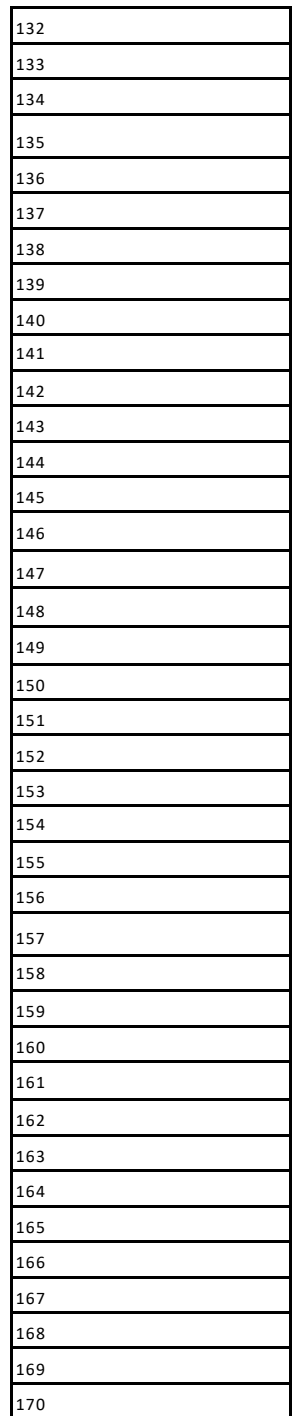

34 ft in b/w



ROW 5A
75 X 12

ROW 5B
25 X 12

ROW 6 - 60x12



**BUTTONWILLOW PIT MAP
PROKART CHALLENGE**

as of 1/5/18

- Row 1 - Larger Trailers
- Row 2 - Smaller Trailers (not easy access)
- Row 3 - Smaller Trailers (not easy access)
- Row 4 - Larger Trailers

